



# Ultrasonic Cool And Warm Mist Humidifier SY-H002



User Manual

Email: support@mysyvio.com  
Tel: 1-855-855-1717 (available now)  
Working Days/Hours: PST 9:00AM-5:00PM Monday-Friday

## Package Contents



User Manual x 1



Cleaning Brush x 1



Humidifier x 1

## Specification

Input: AC 120V 60Hz

Power: 90W (Max)

Noise Level: 24dB Min

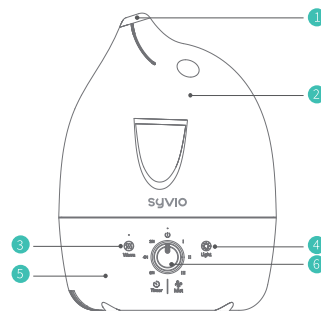
Mist Level: 180ml/h Max

Dimensions: 19.6 x 18.6 x 27.3 CM/7.7 x 7.3 x 10.7 Inch

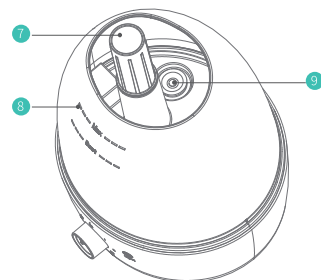
Net Weight: 1.3 kg/2.9 lbs



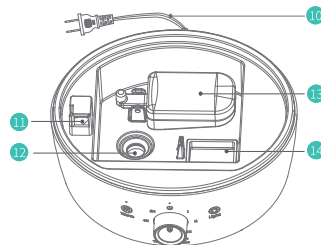
## Diagram



1. Mist Nozzle
2. Water Tank Cover
3. Warm Button
4. Light Button
5. Base
6. Control Knob

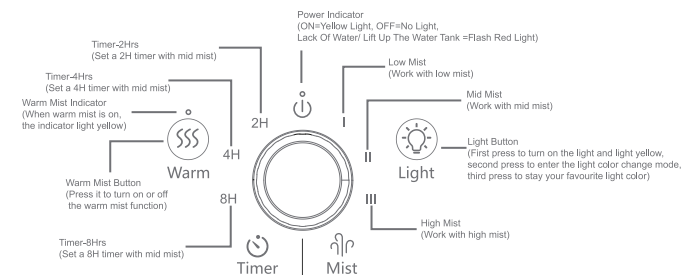


7. Mist Outlet Pipe (The upper part is detachable)
8. Max Line
9. Silicone Valve

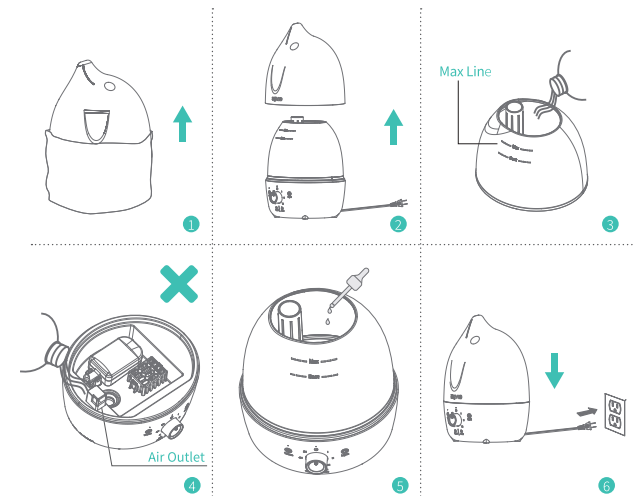


10. Power Cord
11. Air Outlet
12. Ultrasonic Atomizer
13. Float
14. PTC Heating Sheet

## Function



## Operation Guide



1. Remove the PE bag that covers the product.
2. Lift up the water tank cover.
3. Add water to the water tank.  
Be careful not to exceed the Max line, do not add water from the fog outlet pipe.
4. Do not let water enter the air outlet which will cause the humidifier to malfunction.
5. You can add essential oils into the water tank and enjoy the aromatherapy.
6. Put the water tank cover on, connect the power supply and turn on the product.

Warranty: Our products provide 15 months warranty! If you have any question, please contact us via our Email, we will reply you within 24H.